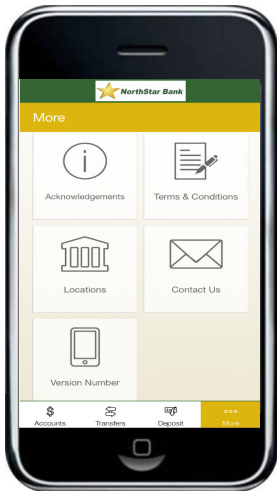
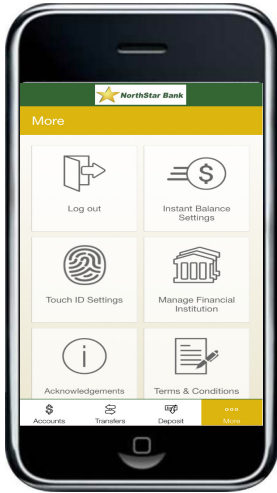


More

The more tab is where you will find our additional services, including helpful links. It's simple!



Need Further Assistance?

NorthStar Bank is always here to help!

Contact Us

Phone: 1-800-999-2606

Email:

Customerservice@northstarbankiowa.com

Website:

<http://www.northstarbankiowa.com>

NorthStar Bank Locations

Estherville Main Office –

2202 Central Ave., Estherville, IA
51334

1-712-362-3322

Downtown Office –

101 N 6th St., Estherville, IA 51334

1-712-362-2641

Armstrong Office –

403 S. 4th Ave., Armstrong, IA 50514

1-712-868-3500

Ringsted Office –

124 Maple St., Ringsted, IA 50578

1-712-866-0671



*Mobile
Banking
App*

NorthStar Bank

User Guide

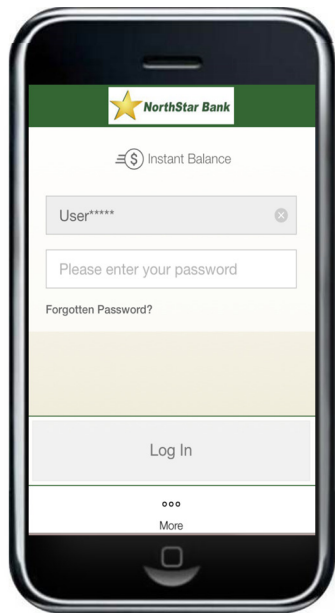


**Member
FDIC**

Find our App by searching on either Google Play (Android) or Apple App Store (iPhone)

Log In

1. Launch the app on your mobile device
2. Enter Retail Online Access ID (User ID) and password
3. Tap **Log In**



Touch ID

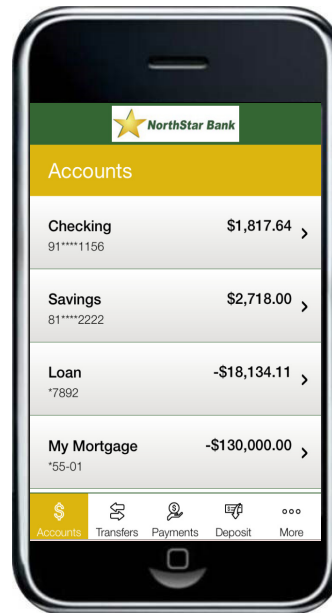
Touch ID allows a user to log in with a finger print. Must have eligible device and established finger print already saved on device.

Touch ID setting is found under the More tab within the app.

Tap TouchID and then touch the home button with the finger print.

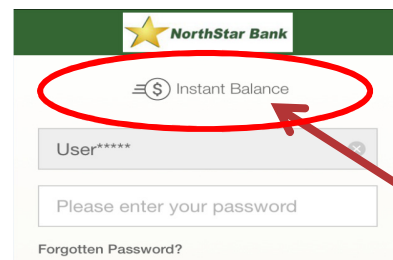
Accounts

You may view account balances, transaction history, and check images for your accounts on the Account Details screen within the app.



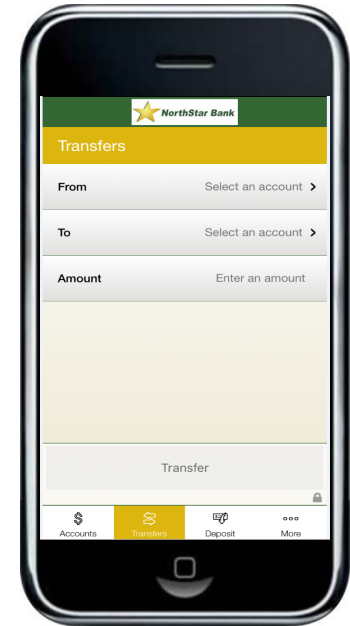
Instant Balance

Instant balance is a secure, read-only feature that allows you to see select account balances without logging on to the app. Just Tap on Instant Balance to view.



Transfers

Allows you to transfer funds by selecting accounts and entering an amount. The money moves directly from one account to another.



Bill Pay

If users have completed the necessary set-up to pay billers through Retail Online Banking, users may access and pay any of those billers using the NorthStar Bank Mobile App.